

# **Coalition for a Healthy Oldham County**



## **Community Health Assessment**

January 29, 2013

## Table of Contents

Coalition for a Healthy Oldham County Membership.....Page 3

Strategic Plan for Community Health Improvement.....Page 4

Vision Statement.....Page 4

Community Assessments.....Page 5

    Community Health Status Assessment.....Page 5

    Community Themes and Strengths Assessment.....Page 9

    Local Public Health System Assessment.....Page 11

    Forces of Change Assessment.....Page 13

Strategic Initiative Identification.....Page 14

Formulate Goals and Strategies.....Page 15

References.....Page 16

Appendix: Oldham County Community Health Survey.....Page 17

## Coalition for a Healthy Oldham County Membership

Baptist Hospital Northeast

Buckner Alternative High School

Challengers of Oldham County

Community Members

Discover Downtown LaGrange

Greenways of Oldham County

Kentuckiana Regional Planning & Development Agency (KIPDA)

Mayor of LaGrange

Metro United Way

Norton Healthcare

Oldham County Board of Education, Health Services

Oldham County Board of Education, Nutrition Services

Oldham County Board of Education, Student Services

Oldham County Chamber of Commerce

Oldham County Fiscal Court

Oldham County Health Department

Oldham County Judge Executive

Oldham County Planning & Development Services

Oldham County Preschool

Oldham County Solid Waste and Recycling

Oldham County YMCA

Paige Primary Care Center

Parent/PTA members

Passport Health Plan

Kentucky Department of Public Health Regional Epidemiologist

Seven Counties Services

University of Kentucky Cooperative Extension Service

## Strategic Plan for Community Health Improvement

The Coalition for Healthy Oldham County was established in February 2011 to form community partnerships that would address the health and safety of our community. Within a few months of meeting the coalition decided to follow the community health improvement planning model developed by the National Association of County and City Health Officials (NACCHO) called MAPP (Mobilizing for Action through Planning and Partnerships). Simply stated, the coalition wanted to assess the community's needs before implementing an improvement plan.

The four MAPP assessments: Community Themes & Strengths Assessment, Local Public Health System assessment, Community Health Status Assessment and Forces of Change are needed not only to complete the strategic plan, but are also part of a continuous process (See Figure 1). The Coalition for Healthy Oldham County is supported by the Oldham County Health Department, who originally organized for success through developing partnerships, but depends on the strength of these partnerships to complete the public health system (see Diagram 1). After developing a vision statement, the coalition began working on each MAPP assessment. The analysis of these assessments produced two strategic initiatives for Oldham County: Physical activity/nutrition and substance abuse reduction.



Figure 1. MAPP Community Strategic Planning Process

### Vision

The Coalition for a Healthy Oldham County vision is to create and sustain a productive community where individuals have the ability to pursue a safe, healthy and independent lifestyle with access to basic health care and opportunities for recreation.

## Community Assessments

### *Community Health Status Assessment*

#### Demographics

The Oldham County community covers 196.54 square miles and is situated along the Ohio River, just north of Louisville. Oldham County has a population of 60,316, which is an increase of nearly 30% from 2000-2010. The county seat is LaGrange. The community's diversity (see Table 1) includes African American, American Indian and Alaska Native, Asian and Hispanic or Latino residents. Similar to the state of Kentucky statistics, 23.5% of residents are under the age of 18 and 13.2% of residents are 65 years of age or older (U.S. Census Bureau, 2010).

#### Socioeconomic

Oldham County has a relatively low poverty rate (7.7%) when compared to the state of Kentucky (18.9%) and the United States' rate of 14.3%. Only 8.5% of Oldham County youth are living below poverty compared to 26.1%

Table 1

<b>Demographics (2010)</b>	<b>Oldham County</b>	<b>Kentucky</b>
2000 Population	46,618	4,042,288
2010 Population	60,316	4,339,367
Percent Change (from 2000-2010)	29.38%	7.35%
Persons under 18 years old (2009)	23.5%	23.5%
Persons 65 years and older (2009)	13.2%	13.2%
White	91.1%	87.8%
Black or African Am.	4.3%	7.8%
American Indian or Alaska Native	0.3%	0.2%
Asian	1.3%	1.1%
Persons reporting 2 or more races	1.7%	1.3%
Persons of Hispanic or Latino origin	3.5%	3.1%

U.S. Census Bureau, 2011

in Kentucky.

However, pockets of poverty do exist, as demonstrated by a free and reduced lunch rate of 51% in LaGrange Elementary School. Oldham County also has a Median Household Income that nearly doubles that of the state: \$79,353 versus \$40,061 (U.S. Census Bureau, 2010).

Socioeconomic characteristics have been shown to be important indicators of health status. According to the Institute of Medicine, "70% of

health outcomes are the result of living and working conditions, economic and social opportunities, and the individual behaviors that those structural factors enable," (Human Impact Partners, 2010). Other social and economic factors affecting health status include, but are not limited to, employment, insurance coverage and education. Unemployment rates have dramatically increased in recent years. As shown in Table 2, the most current United States Department of Labor (2011) data show unemployment rates of 7.7% for Oldham County, 9.9% for

# Community Assessments

## Community Health Status Assessment

Kentucky and 9.1% for the U.S. Additionally, recent health insurance estimates show an uninsured rate of 10% for Oldham County, 17% for Kentucky and 14.6% for the U.S. (County Health Rankings 2012). 9.4% of Oldham County residents have less than a high school education compared to 19.7% in Kentucky and 15.4% in the U.S. (U.S. Census Bureau, 2010). The County Health Rankings (2012) place Oldham County 1st in social and economic factors out of Kentucky’s 120 counties.

Socioeconomic (2010)	Oldham County	Kentucky
Unemployment Rate	7.7%	9.9%
Poverty Rate	7.7%	18.9%
Median Household Income	\$79,353	\$40,061
High school grads among people age 25+ (2005-9)	90.6%	80.3%
U.S. Census Bureau, 2011; U.S. Department of Labor, 2011		

exceeds the Kentucky rate and Healthy KY 2010 Goal for coronary heart disease. One other selected cause of death for Oldham County that stands out when compared to Kentucky is a stroke rate of 92.9 compared to the

Kentucky rate of 47.0, and a Healthy KY 2010 goal of 35.0. In health outcomes, which included mortality and morbidity, Oldham County was ranked 1<sup>st</sup> out of Kentucky’s 120 counties (County Health Rankings, 2012).

### Mortality

The leading causes of death for Oldham County (see Table 3) are coronary heart disease (CHD), cancer, stroke, COPD & pneumonia, accidents, and diabetes. As noted in the table, CHD, stroke, and COPD & pneumonia death rates are above the rate for Kentucky, while accidents and homicide are below the state’s rate. When comparing chronic disease mortality rates (see Table 4) Oldham County

Age Adjusted Death Rates	Oldham	KY	USA
<b>Total (per 100,000)</b>	<b>965.8</b>	<b>920.5</b>	<b>825.9</b>
Coronary Heart Disease	288.5	246.4	220.0
Cancer	209.7	214.5	188.7
COPD & Pneumonia	74.1	59.5	44.2
Accidents	36.5	53.7	39.7
Stroke	92.9	47.0	48.4
Diabetes	25.5	27.0	25.3
Suicide	13.7	12.9	11.9
Homicide	0.0	5.1	6.1
Motor Vehicle/100 M Miles	0.4	2.1	14.6
<b>All Other Causes</b>	224.9	254.4	241.6
	Significantly Below KY Rate		
	Significantly Above KY Rate		
Source: KY Vital Statistics, KY State Data Center (2005)			
Motor vehicle rate is based on deaths per 100 million miles driven			

## Community Assessments

### Community Health Status Assessment

Table 4

Chronic Disease Mortality Rate (per 100,000)	Oldham County	KY	Healthy KY 2010 Goal
Coronary Heart Disease	288.5	246.4	200.
Cancer	209.7	214.5	220.
Diabetes	25.5	27.0	28.
Stroke	92.9	47.0	35.

**Significantly Above KY Rate**

Source: KY Vital Statistics, KY State Data Center (2005)

#### Cancer Incidence Rates

Cancer incidence rates (As shown in Table 5) are from the Kentucky Cancer Registry and cover a five-year span. Oldham County has a higher than average incidence rate for prostate cancer. Oldham County has a cancer site that can be screened for the disease fairly easily, thus the higher rate may be a function of better detection. On the other hand, there may actually be higher numbers of people contracting cancer in this site due to poor health behaviors or environmental hazards.

#### Communicable Diseases

As shown in Table 6, Oldham County is similar to Kentucky when comparing the

rate of sexually transmitted diseases. However, the prevalence rate of HIV is somewhat higher. Oldham County was ranked 2<sup>nd</sup> out of 120 Kentucky counties in health factors, which included health behaviors, clinical care, social and economic factors and physical environment (County Health Rankings, 2012).

#### Behavioral Risk

Table 7 shows Oldham County's behavioral risk factor percentages that significantly impact health outcomes. Closely related to many of Oldham County's leading causes of death is an adult obesity rate of 29.2% compared to a Kentucky rate of 30.0% (CDC, 2009). Childhood Obesity Action Network (2009) reported that in

Table 5

Age Adjusted Cancer Incidence	Oldham	KY
All Cancers	544.99	523.07
Prostate	170.23	138.96
Lung	93.92	100.41
Breast	69.27	65.84
Female Genitalia	40.43	49.53
Skin	20.04	19.76
Pancreas	13.47	13.52
All Other Causes	137.63	135.05

**Significantly Above KY Rate**

Source: KY Cancer Registry, 2005-2009 Data

Table 6

Communicable Diseases (per 100,000)	Oldham County	KY
Gonorrhea*	19.1-100.0	104.2
Chlamydia*	300.1-400.0	383
HIV prevalence rate**	181	124

\* Centers for Disease Control and Prevention's Sexually Transmitted Disease

Surveillance 2011 document. Available from: <http://www.cdc.gov/std/stats11/default.htm>

\*\*Available from [www.countyhealthrankings.org](http://www.countyhealthrankings.org)

## Community Assessments

### *Community Health Status Assessment*

2007 37.1% of Kentucky children were overweight or obese exceeding the national rate of 31.6%.

Linked to obesity is sedentary lifestyle. It was found that 27.5% of adults in Oldham County

did not participate in any physical activity in the past 30 days compared to 28% of Kentucky.

Another contributing factor to poor health is smoking, and data from the County Health Rankings show an

Oldham County rate of 20% and a Kentucky rate of 27%. Both the Kentucky and Oldham County rates are higher than the national percentage of 19.3% (CDC, 2012).

Table 7

Health Indicators	Oldham County	KY**
Obesity	29.2%*	30%
Physically Inactive	27.5%**	28%
Smoking	20%***	27%

\*2009, age adjusted percentage of adults (20 years of age and above) that have a BMI of  $\geq 30$ . Available from [www.cdc.gov](http://www.cdc.gov)

\*\*2009, age adjusted percentage of adults (20 years of age and above).

Available from: [www.cdc.gov](http://www.cdc.gov)

\*\*\*Available from [www.countyhealthrankings.org](http://www.countyhealthrankings.org)

### *Community Themes and Strengths Assessment*

Seven hundred and thirty-one Oldham County residents at least eighteen years old completed the Oldham County Community Health Survey (see Appendix for a copy of the survey). The survey was distributed at a variety of public locations and special events in both electronic and paper format from February to April 2012. Of the seven hundred and thirty-one surveys,

just over 500 were paper-based and the rest resulted from the online survey version. The motto "WE'RE ALL EARS!" was used to engage residents. The purpose of this survey was to gather the opinions of residents regarding community health issues in Oldham County. The Coalition for a Healthy Oldham County then used the results of this survey and the other

assessments to identify the most pressing problems which can be addressed through community action. When asked what the "Three most important factors for a Healthy Oldham County" were, residents chose good schools (59.7%), low crime/ safe neighborhoods (44.2%), and a good place to raise children (43.2%). When asked to rate their own personal health,





## Community Assessments

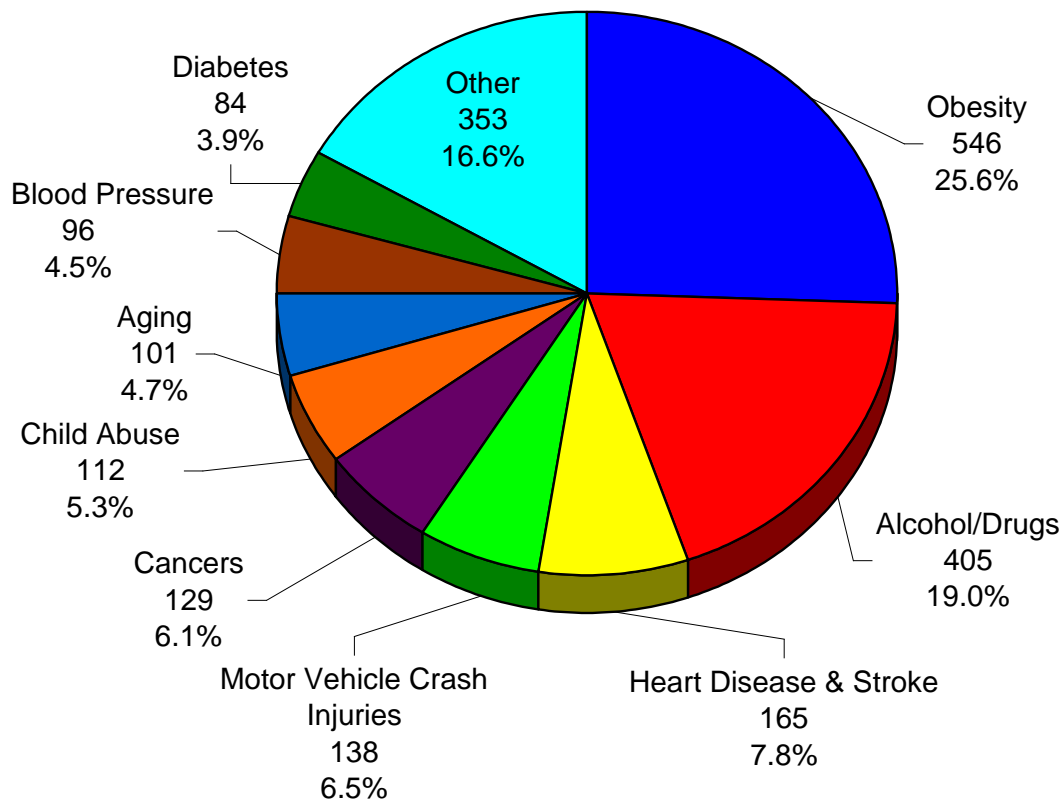
### *Community Themes and Strengths Assessment*

the majority responded “healthy”, with a rating average of 3.65 out of 5. When asked to rate the overall health of Oldham

County, the majority responded “somewhat healthy”, with a rating average of 3.37 out of 5. The following charts

reflect the responses for additional health questions.

### What Are The Top Health Problems in Oldham County?

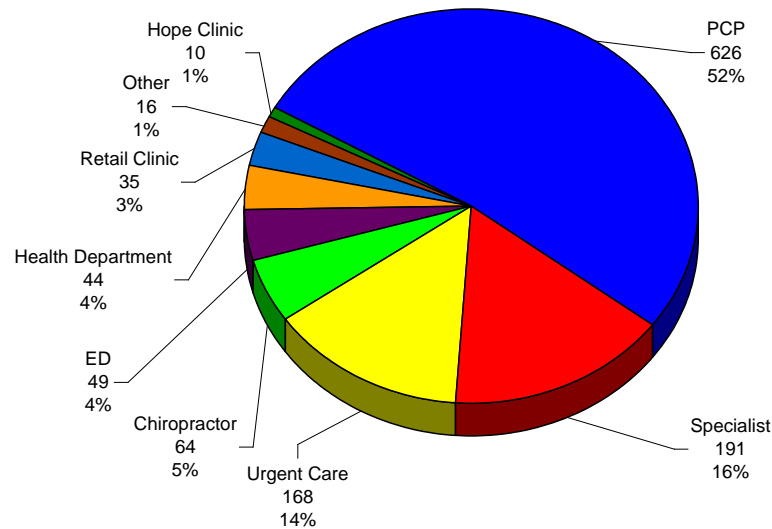


The survey allowed ranking of responses. Respondents could give up to three choices for what the top health problems are. The pie chart above shows that obesity, alcohol and drugs, heart disease and stroke, motor vehicle crashes, and cancer are the leading health problems in Oldham County.

## Community Assessments

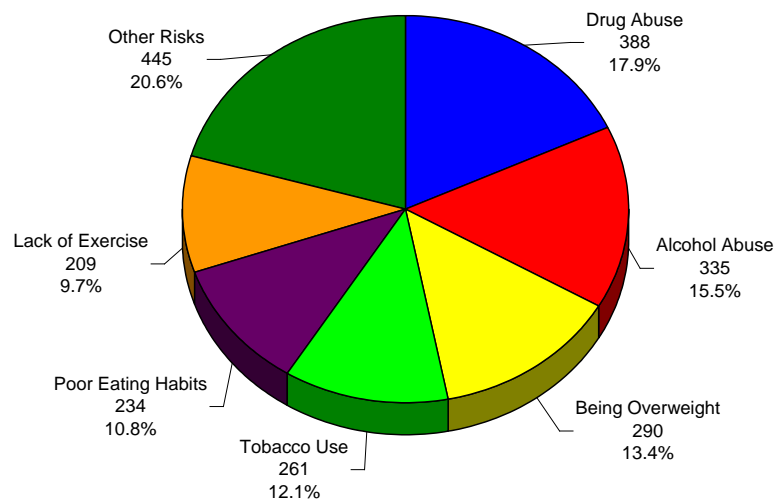
### Community Themes and Strengths Assessment

#### Where Do Oldham County Residents Seek Care?



Another question asked where Oldham County residents seek care. Most said they go to their primary care physician (although another question asked where they went for care and many responded they left the county for a wide variety of reasons including that certain specialties were not available in Oldham County).

#### What Are The Top Risky Behaviors In Oldham County?



The final chart shows the most risky behaviors in Oldham County. This question also allowed up to three answers per questionnaire. The top six responses fell into two categories: substance abuse and nutrition/weight lifestyle issues.

## Community Assessments

### *Local Public Health System Assessment*

This Oldham County Local Public Health System Assessment was facilitated by the Kentucky and Appalachia Public Health Training Center (KAPHTC), which is affiliated with the University of Kentucky College of Public Health. This assessment was held at the local Arts Center on June 26, 2012, and 20 participants from various organizations attended.

The purpose of this assessment was to identify our public health system's strengths and weaknesses and then decide upon opportunities for continuous improvement. The local health department is only one of many partners in Oldham County's public health system. Diagram 1 illustrates additional partners and their relationships within the Local Public Health System, thus assuring that this system covers the entire community.

Participants participated in a discussion of the

## Local Public Health System

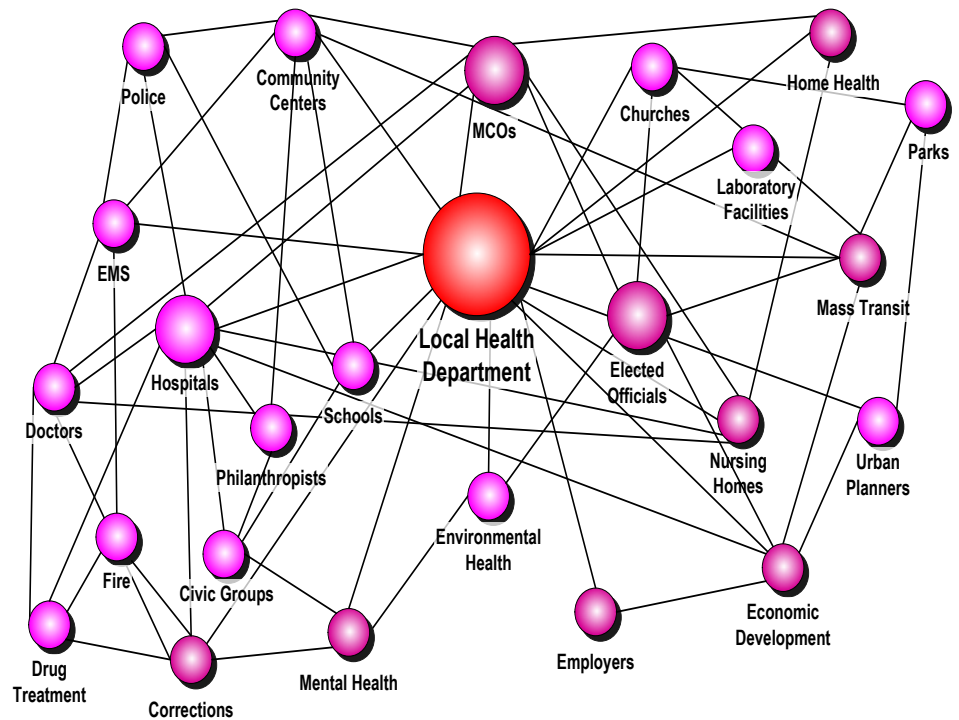


Diagram 1

Local Public Health System and the roles each of the organizations they represent play in that system. A discussion was held on each of the 10 Essential Public Health Services – definition, examples, etc. (see graph 1).

Participants conducted an asset-mapping exercise in which they

listed activities currently in process in Oldham County by Essential Public Health Service. This assessment provided a comprehensive listing of public health activities for Oldham County as well as a visual gap analysis of areas where more activities could be needed. EPHS #10 – research showed the

# Community Assessments

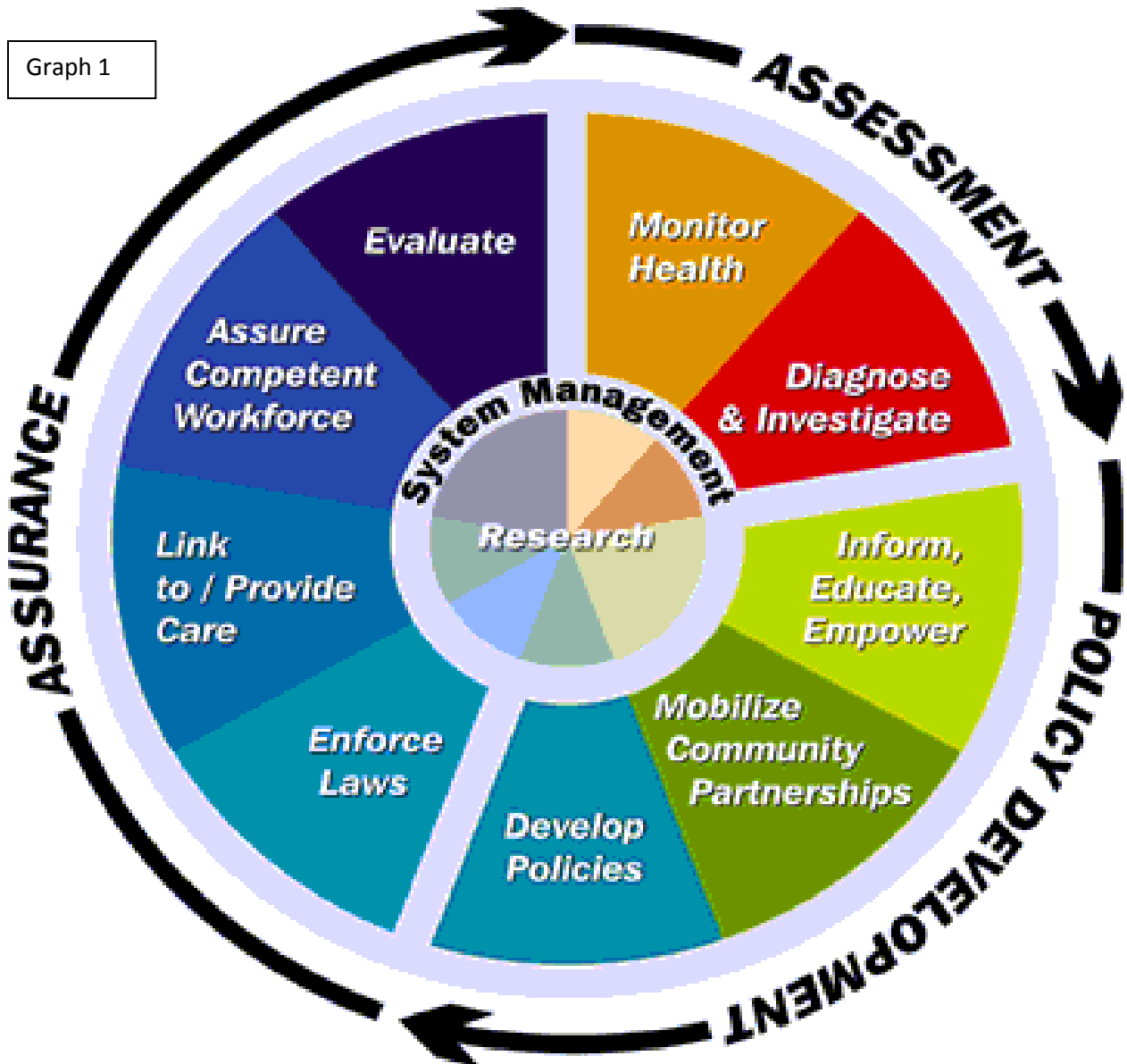
## Local Public Health System Assessment

least amount of activity among participants. However as a whole, the assessment revealed that there were no major gaps in the coverage of the 10 Essential

Public Health Services in Oldham County. It was almost overwhelming seeing the number of services offered in the community by various agencies.

This comprehensive list also assured the organizations represented that we are not alone in our efforts to serve the community.

Graph 1



## Community Assessments

### *Forces of Change Assessment*

Oldham County conducted the Forces of Change Assessment on September 27<sup>th</sup> and October 25<sup>th</sup> of 2011 at the Coalition for a Healthy Oldham County monthly meeting. During the Forces of Change Assessment numerous community members and organizations used brainstorming techniques to identify trends, factors and events that impact the health of our community. The findings were as follows:

#### Trends (patterns over time)

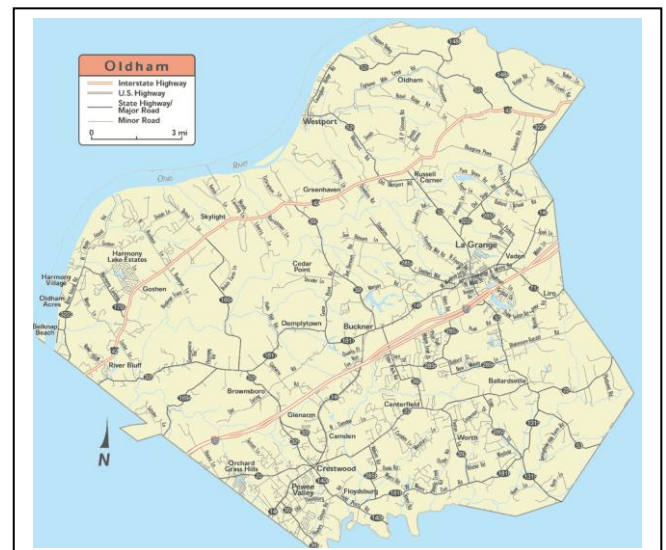
- Personal attitudes related to health
- Insurance companies paying for preventative care
- Health care reform
- Growing population
- Aging population
- Social/Economic disparity growing
- New home permits down
- Increased environmental awareness (local Green initiatives)
- Partnership formation
- Failing infrastructure (i.e. roads)

#### Factors (discrete elements)

- Proximity to Jefferson County Public Schools affects schools and population changes
- Traffic issues
- Inability to walk and bike
- ADA compliance
- New Ohio River Bridge

#### Events (one-time occurrences)

- New park and ride built environmentally friendly
- “Bumpouts” (Curb extensions) built to slow traffic
- Hope Health clinic opening
- Greenways walk and bike path development



## Strategic Initiative Identification

The Coalition for a Healthy Oldham County identified strategic initiatives by exploring the combined results of the four assessments. This occurred at the end of the Oldham County Local Public Health System Assessment on June 26, 2012. Small workgroups were formed to synthesize information from the three community data perspective (objective, organizational and individual). Information from workgroups was discussed and consensus reached on the following:

Potential Strategic Initiative #1: **Physical Activity/Nutrition** Workgroup Discussion resulting in Strategic Initiative #1 included: Obesity, eating habits, exercise,

communication, sedentary lifestyles (community based fitness challenge).

Potential Strategic Initiative #2: **Substance Abuse Reduction** Workgroup Discussion resulting in Strategic Initiative #2 included:

Participants in the meeting discussed the importance of communication as a key component to a healthy community. Whether related to substance abuse/use or healthy eating/exercise, investment in better communication efforts



drugs and alcohol use, addictions, deaths as a result of such use, etc. Additional Discussion:

and tools could aid the well-being of Oldham County. Thus, communication elements were embedded into the two strategic initiatives. This discussion supported the need for the formation of the Coalition for a Healthy Oldham County, which will improve the delivery of the essential public health services through improved communication of community partners.



## Formulate Goals and Objectives

To address the strategic initiatives and the Coalition's vision, the Coalition for a Healthy Oldham County developed a series of goals and objectives that were grouped into the two identified strategic initiatives. In an effort to impact as many residents as possible, each initiative was created with at least one goal related to schools, and at least one related to the community. This process occurred at Coalition meetings from July to November 2012, as well as during an ad hoc meeting on November 26, 2012. These meetings utilized data from all previous MAPP phases and focused on organizing for action, developing measurable objectives based on evidenced-based practices, developing action plans, and beginning implementation and evaluation of the action plans. Results are below:

### **Physical Activity/Nutrition**

*Goal 1: Improve access to school physical activity programs*

Objective: Increase the number of classrooms that are fully implementing the Y5210 program from 0 to 3 by August 2013.

*Goal 2: Improve school nutrition policy*

Objective: Increase the number of schools who participate in the farm-to-school program from 2 to 6 by academic year 2013-14.

*Goal 3: Increase number of recreational walk/bike paths in Oldham County*

Objective: Increase Greenway's membership by 10% by July 2014.

Objective: Establish partnerships with 3 community agencies to develop distance marking systems for existing walkable areas by May 2013.

### **Substance Abuse**

*Goal 1: Improve substance abuse awareness within the community.*

Objective: Restore Challengers of Oldham County from 0 to 4 meetings a year; timeline to be determined by the Challengers Board and reviewed annually.

Objective: Develop and implement a media plan to increase knowledge of Drug Take Back Boxes utilizing 3 different sources by May 2013.

*Goal 2: Support substance abuse education within the schools.*

Objective: Establish partnerships with 3 schools to implement substance abuse education, including speakers and KIP surveys. Ongoing

Objective: Establish more substance abuse treatment facilities within the school community by August 2013.

## References

Centers for Disease Control and Prevention (2007). *National Public Health Performance Standards Program*. Retrieved January 10, 2013 from <http://www.cdc.gov/nphsp/PDF/UserGuide.pdf>

Centers for Disease Control and Prevention (2011). *Winnable Battles*. Retrieved January 10, 2013 from <http://www.cdc.gov/winnablebattles/>

Childhood Obesity Action Network (2009). *State Obesity Profiles*. Retrieved January 10, 2013 from <http://childhealthdata.org/browse/snapshots/obesity-2007?geo=56>

County Health Rankings (2012). *2012 Oldham, Kentucky*. Retrieved January 4, 2013 from <http://www.countyhealthrankings.org/kentucky/oldham>

Human Impact Partners (2010). *Health Impact Assessments*. Retrieved October 25, 2011 from <http://www.humanimpact.org/>

Kentucky Department for Public Health (2011). *Public Health Core Function and Community Health Planning Section*. Retrieved January 10, 2013 from <http://chfs.ky.gov/dph/Local+Health+Department.htm>

Kentucky Department for Public Health (2005). *Healthy Kentuckians 2010*. Retrieved January 4, 2013 from <http://chfs.ky.gov/dph/hk2010.htm>

Kentucky State Data Center (2005), *Oldham County*, Retrieved January 4, 2013 from <http://chfs.ky.gov/NR/rdonlyres/8DCABF28-DC04-4B68-8846-26310808B203/0/Table2O2005.pdf>

National Association of County and City Health Officials. *MAPP Handbook*. Retrieved January 10, 2013 from <http://www.naccho.org/topics/infrastructure/mapp/framework/mapppubs.cfm>

Public Health Accreditation Board (2012). *Standards and Measures*. Retrieved January 3, 2013 from <http://www.phaboard.org>

United States Department of Labor (2011). *Local Area Unemployment Statistics Maps*. Retrieved October 25, 2011 from <http://data.bls.gov/map/MapToolServlet>

U.S. Census Bureau (2010). *Oldham County, Kentucky*. Retrieved October 25, 2011 from <http://quickfacts.census.gov/qfd/states/21/21185.html>

U.S. Department of Health and Human Services (2012). *Healthy People 2020*. Retrieved January 8, 2012 from <http://www.healthypeople.gov/2020/topicsobjectives2020/default.aspx>



## Appendix: Oldham County Community Health Survey



### Oldham County Community Health Survey

Your opinion is important! If you are a resident of Oldham County and at least 18 years old, please take a few short minutes to complete this 20 question survey. Enter your phone number at the end of the survey for a chance to win one of several prizes, including a Kindle, Family of 4 Summer Pool Pass to the John Black Aquatic Center, an individual 3 month pass to the Oldham County YMCA, and many more.

The purpose of this survey is to get your opinions about community health issues in Oldham County. The Coalition for a Healthy Oldham County will use the results of this survey and other information to identify the most pressing problems which can be addressed through community action. Remember... your opinion is important! Thank you and if you have any questions, please contact us (see contact information on back).

1. In the following list, what do you think are **the three most important factors for a "Healthy Oldham County?"** (Those factors which most improve the quality of life in a community.)

**Check up to three (label: 1, 2, 3):**

<input type="checkbox"/> Good place to raise children	<input type="checkbox"/> Excellent race/ethnic relations
<input type="checkbox"/> Low crime / safe neighborhoods	<input type="checkbox"/> Good jobs and healthy economy
<input type="checkbox"/> Low level of child abuse	<input type="checkbox"/> Strong family life
<input type="checkbox"/> Good schools	<input type="checkbox"/> Healthy behaviors and lifestyles
<input type="checkbox"/> Access to health care (e.g., family doctor)	<input type="checkbox"/> Low adult death and disease rates
<input type="checkbox"/> Parks and recreation	<input type="checkbox"/> Low infant deaths
<input type="checkbox"/> Clean environment	<input type="checkbox"/> Religious or spiritual values
<input type="checkbox"/> Affordable housing	<input type="checkbox"/> Emergency preparedness
<input type="checkbox"/> Arts and cultural events	<input type="checkbox"/> Other _____

2. In the following list, what do you think are **the three most important "health problems"** in Oldham County? (Those problems which have the greatest impact on overall community health.)

**Check up to three (label: 1, 2, 3):**

<input type="checkbox"/> Aging problems (e.g., arthritis, hearing/vision loss, etc.)	<input type="checkbox"/> Heart disease and stroke	<input type="checkbox"/> Obesity
<input type="checkbox"/> Alcohol/Drugs	<input type="checkbox"/> High blood pressure	<input type="checkbox"/> Poor Diet
<input type="checkbox"/> Cancers	<input type="checkbox"/> HIV / AIDS	<input type="checkbox"/> Rape / sexual assault
<input type="checkbox"/> Child abuse / neglect	<input type="checkbox"/> Homicide	<input type="checkbox"/> Respiratory / lung disease
<input type="checkbox"/> Dental problems	<input type="checkbox"/> Infant Death	<input type="checkbox"/> Sexually Transmitted Diseases (STDs)
<input type="checkbox"/> Diabetes	<input type="checkbox"/> Infectious Diseases (e.g., hepatitis, TB, etc.)	<input type="checkbox"/> Suicide
<input type="checkbox"/> Domestic Violence	<input type="checkbox"/> Mental health problems	<input type="checkbox"/> Teenage pregnancy
<input type="checkbox"/> Firearm-related injuries	<input type="checkbox"/> Motor vehicle crash injuries	<input type="checkbox"/> Terrorist activities
		<input type="checkbox"/> Other _____

3. In the following list, what do you think are **the three most important "risky behaviors"** in Oldham County? (Those behaviors which have the greatest impact on overall community health.)

**Check up to three (label: 1, 2, 3):**

<input type="checkbox"/> Alcohol abuse	<input type="checkbox"/> Racism
<input type="checkbox"/> Being overweight	<input type="checkbox"/> Tobacco use
<input type="checkbox"/> Dropping out of school	<input type="checkbox"/> Not using birth control
<input type="checkbox"/> Drug abuse	<input type="checkbox"/> Not using seat belts / child safety seats
<input type="checkbox"/> Lack of exercise	<input type="checkbox"/> Unsafe sex
<input type="checkbox"/> Lack of maternity care	<input type="checkbox"/> Unsecured firearms
<input type="checkbox"/> Poor eating habits	<input type="checkbox"/> Other _____
<input type="checkbox"/> Not getting "shots" to prevent disease	

4. In the following list, what do you think are the three most serious "safety problems" in Oldham County?

Check up to three (label: 1, 2, 3):

- |   |   |
|---|---|
| <input type="checkbox"/> Unsafe Driving                                 | <input type="checkbox"/> Manufacturing of methamphetamines    |
| <input type="checkbox"/> Alcohol and Drug Use                           | <input type="checkbox"/> Growing Marijuana                    |
| <input type="checkbox"/> Racism and intolerance                         | <input type="checkbox"/> School Violence (including bullying) |
| <input type="checkbox"/> Not using seat belts and safety seats, helmets | <input type="checkbox"/> Child abuse and neglect              |
| <input type="checkbox"/> Unsafe/unprotected sex                         | <input type="checkbox"/> Domestic violence                    |
| <input type="checkbox"/> Unsafe roads/sidewalk conditions               | <input type="checkbox"/> Gang-related activity                |
| <input type="checkbox"/> Access to firearms by children                 | <input type="checkbox"/> Other _____                          |

5. How would you rate the overall health of Oldham County?

Very unhealthy    Unhealthy    Somewhat healthy    Healthy    Very healthy

6. How would you rate your own personal health?

Very unhealthy    Unhealthy    Somewhat healthy    Healthy    Very healthy

7. Where do you seek health care most often?

Check up to two (label: 1, 2):

- |  |  |
|--|--|
| <input type="checkbox"/> Primary Care Provider     | <input type="checkbox"/> Chiropractor                    |
| <input type="checkbox"/> Specialist                | <input type="checkbox"/> Hope Health Clinic              |
| <input type="checkbox"/> Urgent Care               | <input type="checkbox"/> Oldham County Health Department |
| <input type="checkbox"/> Drug/Grocery Store Clinic | <input type="checkbox"/> Other _____                     |
| <input type="checkbox"/> Emergency Room            |  |

8. If you seek health care outside of Oldham County, circle one answer that best matches why:

- My doctor of choice is in another city.
- No providers for services I need.
- My insurance only covers doctors in another area.
- No appropriate doctors accept Medicare/Medicaid.
- Convenience
- Other \_\_\_\_\_

9. How do you pay for your health care? (check all that apply)

- No insurance
- Health insurance (e.g., private insurance, Humana, Anthem, etc.)
- Medicaid (Passport)
- Medicare or Medicare Advantage
- Veterans' Administration
- Don't go to a Doctor because I can't pay
- Other \_\_\_\_\_

10. When was your last preventative health exam?

- In the last year
- In the last 2-5 years
- Over 5 years ago

11. When was your last dental checkup?

- In the last year
- In the last 2-5 years
- Over 5 years ago

12. Approximately how many hours per month do you volunteer your time to community service? (e.g., schools, voluntary organizations, churches, hospitals, etc.)

None     1 - 5 hours     6 - 10 hours     Over 10 hours

Please answer questions #13-20 so we can see how different types of people feel about local health issues.

13. Zip code where you live: \_\_\_\_\_

14. Age:     18 - 25  
            26 - 39  
            40 - 54  
            55 - 64  
            65 or over

15. Sex:     Male     Female

16. Ethnic group you most identify with:  
 African American / Black  
 Asian / Pacific Islander  
 Hispanic / Latino  
 Native American  
 White / Caucasian  
 Other \_\_\_\_\_

17. Marital Status:  
 Married  
 Not married

18. Education

Less than high school  
 High school diploma or GED  
 College degree or higher  
 Other \_\_\_\_\_

19. Household income

Less than \$20,000  
 \$20,000 to \$39,999  
 \$40,000 to \$59,999  
 \$60,000 to \$79,999  
 Over \$80,000

20. Where / how you got this survey:  
 (check one)

Church  
 Community Meeting  
 Grocery Store / Shopping Mall  
 Survey Monkey  
 Newspaper  
 Bank  
 Doctor's office  
 Library  
 Personal Contact  
 Workplace  
 Other \_\_\_\_\_

Please write your phone number here for a chance to win several different prizes:

\_\_\_\_\_

Please return completed surveys to the address below or go online to complete at:  
[https://www.surveymonkey.com/s/Oldham\\_County\\_Community\\_Health\\_Survey\\_2012](https://www.surveymonkey.com/s/Oldham_County_Community_Health_Survey_2012) by April 5, 2012. If you would like more information about this community project, please contact us at the number below:

Anna Young-Hobbs  
 Oldham County Health Department  
 1786 Commerce Parkway  
 LaGrange, KY 40031  
 502-222-3516 x 154

Thank you very much for your response!